



MORCO | 

Signature Folding - Arm Awning



Signature Folding - Arm Awning

Index

Signature Folding-Arm Awning

- 6 History & Present Day
- 8 Design & Craftsmanship
- 10 Application & Construction
- 12 Finishing & Customisation

Specification Guide

- 15 Overview

Housing

- 18 Wall Mounted

Arm

- 20 Arm

Fixings Specifications

- 22 Fixings
- 23 Bracket and Arm Position
- 24 Extraction Forces

Options

- 26 Operation
- 27 Valance
- 28 Sensors
- 29 Branding

Finishes

- 31 Fabric
- 34 Metalwork

MORCO |

Signature Folding-Arm Awning



Beautifully crafted and the strongest of our Folding-Arm awnings. The Signature Folding-Arm is an industrial strength awning, strong enough to give protection to large scale areas (up to 12 m x 3.5 m) yet stylish enough to use for any application. When the awning retracts it nestles entirely onto its own housing ensuring complete protection against the elements. The framework is aluminium with all drop-forged parts, the cover is available in any of our fabrics.

THE IVY



MORCO

Signature Folding-Arm Awning

History

Morco was founded in London in 1956 by Mr. G.H. Morrison as a specialist manufacturer of canopies, covers, sails and tarpaulins for London's busy waterways. His popularity with employees and customers saw his business grow steadily. In 1967, Morco moved to their current Riverside location on the Greenwich Peninsula. 1978 saw his son George take over the company and he was keen to put his design background to use. George soon began constructing specialist awning on a much larger scale. With his obsessive eye for detail and quality, Morco soon gained a reputation across the UK for producing outstanding awnings.



Present Day

For over 50 years, we have established ourselves as the London's leading design and manufacturer of custom-made awnings and canopies. We remain a family run business that prides itself on its heritage. There remains a dedicated and skilful team of craftsmen and designers who all play a vital role in Morco's success story. The majority of products are still hand-built in our London workshop and a small amount are produced in Germany. Morco are keen to lead and invest heavily in pioneering new techniques or developing materials to both improve our end product and also deliver more options to our customers.





MORCO |

Signature Folding-Arm Awning

Design

Morco have a talented and experienced design team who are skilled at collaborating with architects, design teams, contractors or working independently to produce the best awning solution. We are able to provide sophisticated 3D-modelling on request, as well as supplying fabric samples. Morco also offer clients the opportunity to utilise their cutting-edge RAGS branding and pattern system which has revolutionised the traditional design parameters.



Craftsmanship

Our manufacturing team are dedicated and skilled craftsmen who are proud of maintaining Morco's on-going reputation for producing awnings of outstanding build quality. Our attention to detail is second to none and is a key element in ensuring every awning manufactured in the workshop is constructed to the highest standard.





MORCO |

Signature Folding-Arm Awning

Application

The Signature Folding-Arm is strong fully cassetted awning that is suitable for the majority of shop fascias as well as residential homes. It is extremely versatile and can be installed in various ways to fit into all kinds of different structural situations. This is a strong heavy-duty system. One of our most popular awnings.



Construction

The Signature Folding-Arm awning is a robust and durable option for your home or commercial property and has a front profile extremely resistant to twist and deflection. All the metalwork is powder coated and the cover and valance can be chosen from a wide range of fabric colours. Both are also suitable for branding application.







Signature Folding-Arm Awning

Finishing

With a range of fabric colours and metal finishes available, the Signature Folding-Arm awning offers endless possibilities to suit any setting. All finishes also give the Signature greater resilience - metalwork is powder coated and the fabric is solution dyed and protected to maintain resistance throughout the life span of the awning and withstand the most demanding weather conditions. There are a number of colour options and finishes for the metalwork and the canvas can be chosen from a wide range of colours or utilise Morco's RAGS branding and pattern system.



Customisation


The Signature Folding-Arm awning is fully customisable. There is a wide range of colours for the cover fabric which we can further customise using our unique RAGS branding process. For opening and closing operation, the Signature provides two options, either a Soft-Gear Full Winding Control or an Electro-Smart Automated Control. The Signature can also come with weather sensitive sensors. These include a vibration sensor that retracts the awning automatically in windy conditions, or a sensor that can automatically extend the awning in rainy or sunny weather.







Signature Folding-Arm Awning | Overview

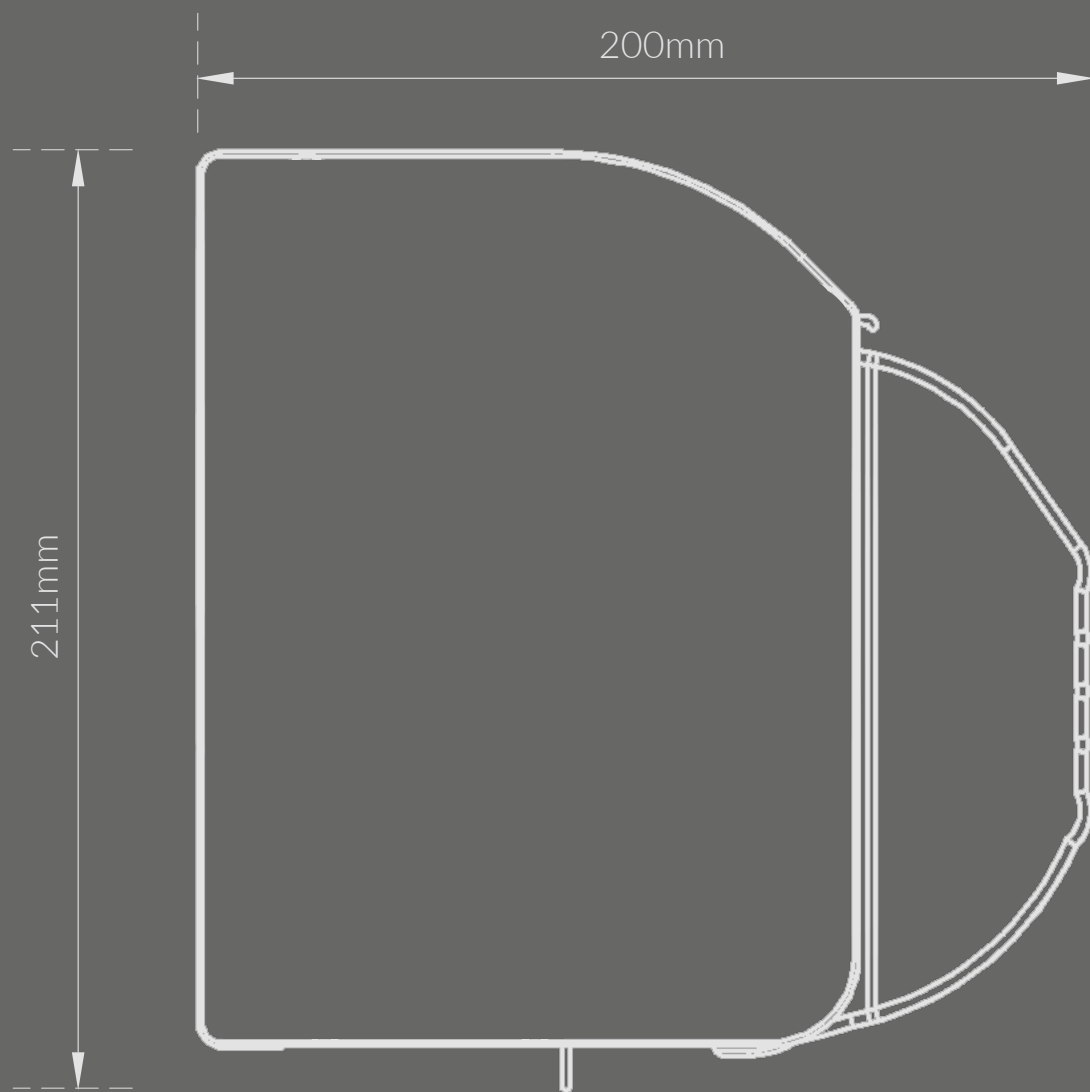


Maximum width: 1 section: 7.5m | 2 sections: 12m

Maximum projection: 3.5m (subject to suitable fixing height)

Pitch: from 5° to 40°.

Operation: electric (either side of the roller) or manual (winding handle)

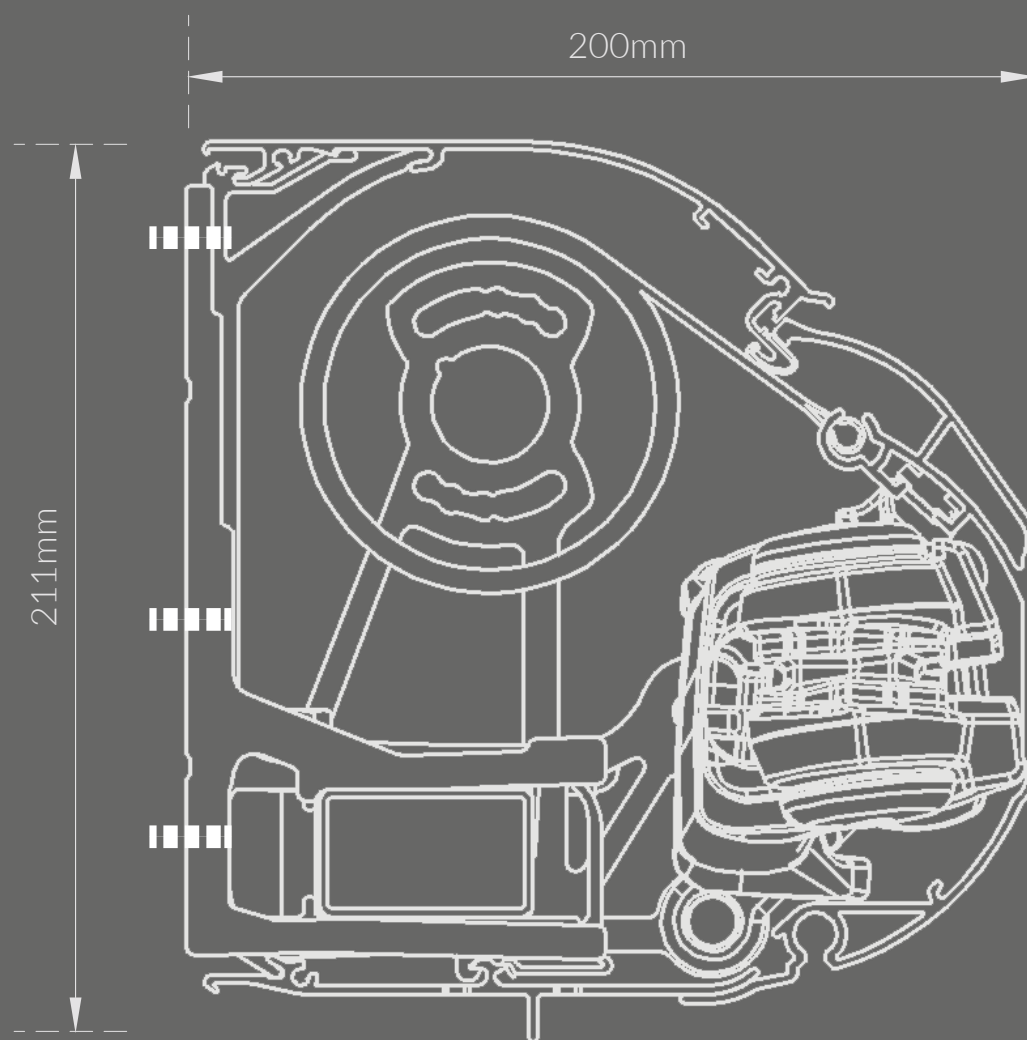




Housing



Signature Folding-Arm Awning | Overview | Wall Mounted



Width: Up to 7.0 m (1 section). Up to 12.0 m (2 sections).

Projection: Up to 4.0m.

Pitch: From 5° to 40°.

Fixing positions: Face fixed (see page 23).

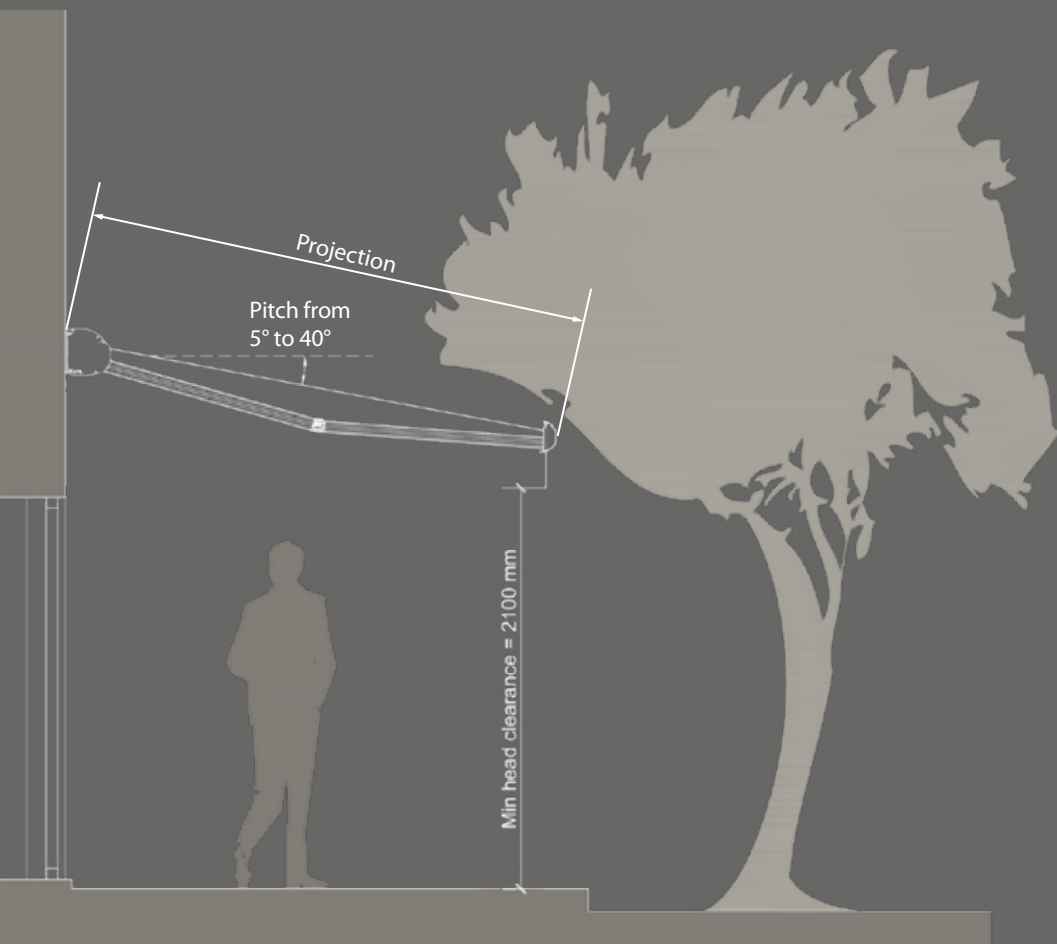


Arm

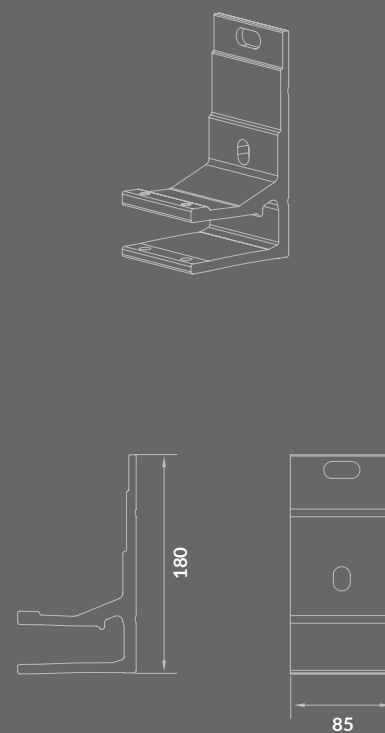


Signature Folding-Arm Awning | Arm

Typical Cross Section



Fixing Bracket



Minimum head clearance: 2.1m

Maximum projection: 3.5m

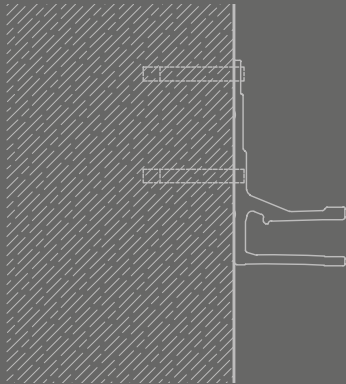
Maximum width: 7.5m / 12.0m

Minimum pitch: 5°, **Maximum pitch:** 40°.



Fixing Specifications

Timber



Hardwood

Fixing: Coach screw

Size: M12 x 65mm

Depth: 50mm (min)

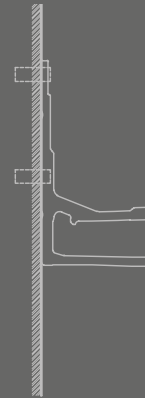
Softwood

Fixing: Coach screw

Size: M12 x 80mm

Depth: 75mm (min)

Steel



Fixing: Hex bolt

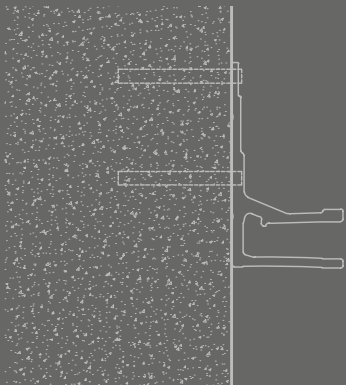
Size: M12 x 20mm

Depth: 8mm (minimum)

Fixing position:

Please note: the information on this page is for guidance only. All projects to be evaluated after site visit.

Concrete/Brickwork

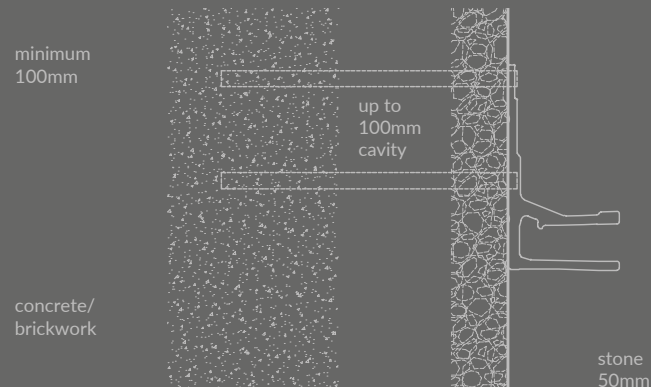


Fixing: Anchor bolt

Size: M12 x 100mm

Depth: 100mm (min)

Fascia Cladding



Fixing: Resin bolt / studding M14

Size: M14 (studding length subject to application)

Depth: 250mm (min)


Selection table for wall brackets and anchoring system


Wall installation on C20/25 concrete with up to 200 mm of facing, extraction force in N per upper fixing for wall bracket.

Width in cm	Projection in cm				
	150	200	250	300	350
250	932	1979	1955		
	466	990	978		
	233	495	489		
	270	400	568		
300	1076	1595	2257	2971	
	538	798	1129	1486	
	269	399	564	743	
	312	462	654	862	
350	1220	1811	2560	3372	4399
	610	906	1280	1686	2200
	305	453	640	843	1100
	354	526	742	978	1276
400	1364	2028	2862	3773	4912
	682	1014	1431	1887	2456
	341	507	716	943	1228
	396	588	830	1094	1424
450	1508	2244	3164	4174	5425
	754	1122	1582	2087	2713
	377	561	791	1044	1356
	438	650	918	1210	1574
500	1652	2461	3466	4575	6736
	826	1231	1733	2288	3368
	413	615	867	1144	1684
	480	714	1006	1326	1954
550	1796	2677	3768	5533	7331*
	898	1339	1884	2767	3666
	449	669	942	1383	1833
	520	776	1092	1634	2126
600	1940	2894	4070	6095	7927*
	970	1447	2035	3048	3964
	485	724	1018	1524	1982
	562	840	1180	1768	2298
650	2085	3110	4925	6558	8522*
	1043	1555	2463	3249	4261
	521	778	1231	1640	2131
	604	902	1428	1902	2472
700	1486	2217	3514	4680	6079
	743	1109	1757	2340	3040
	372	554	879	1170	1520
	430	642	1018	1358	1762

Consult table for extraction force per fixing for selected awning size.


Select a wall bracket/mounting plate for which there is a fastener which can resist the indicated extraction force. Remember to take into account the spacing, the area which will be damaged if the fixing breaks out, the type of fixing used and the assembly base.


 1 standard wall bracket (85 mm) plus 1 standard wall bracket (85 mm) as a central bracket from 401 cm, 1 standard wall bracket (85 mm) per awning arm, fasteners: 4 in all

 1 standard wall bracket (85 mm) plus 1 standard wall bracket (85 mm) as a central bracket from 401 cm, 2 standard wall brackets (85 mm) per awning arm, fasteners: 8 in all

or

1 wall bracket (260 mm) plus 1 standard wall bracket (85 mm) as a central bracket from 401 cm, 1 wall bracket (260 mm) per awning arm, fasteners: 8 in all

 1 wall bracket (260 mm) plus 1 standard wall bracket (85 mm) as a central bracket from 401 cm, 2 wall brackets (260 mm) per awning arm, fasteners: 16 in all

 Mounting plate (280 x 240 mm) incl. 1 standard wall bracket (85 mm), standard wall bracket (85 mm) incl. base plate, fasteners: 8 in all

* 2 brackets required per awning arm

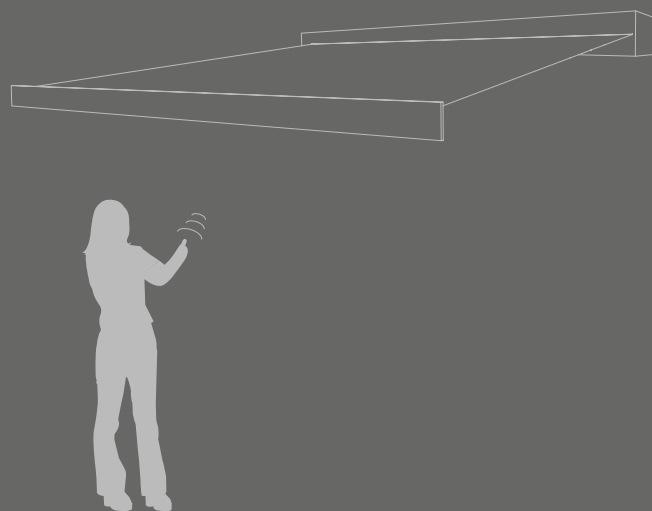
Options



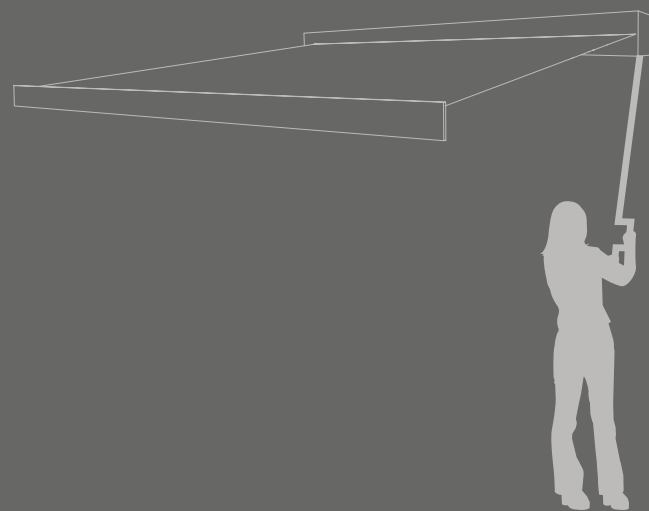


Signature Folding-Arm Awning | Operation

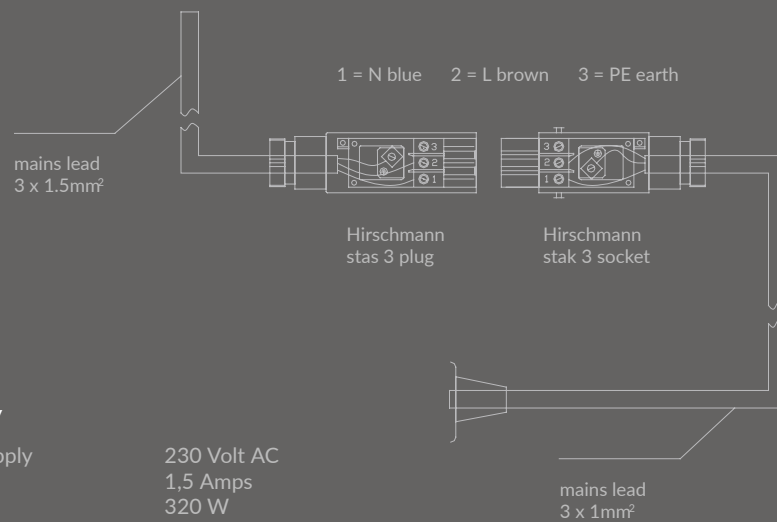
Electric Operation (see Electrical Specifications below)



Manual Crank Operation



Wiring Diagram – Hirschmann Plug



*RTS a

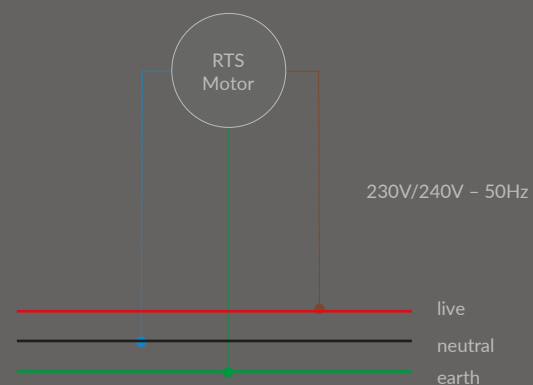
Category

Power supply
Current
Output

Max. oper

230 Volt AC
1,5 Amps
320 W
IP 44
Approx. 3 to 4 minutes

Electrical Requirements



Please note: electrical pull of the awning motor is less than 3A.

Vibration sensor



Vibration sensor – standard product protection

The integrated vibration sensor retracts the awning automatically when it senses vibrations (e.g. from gusts of wind).

- threshold value adjustable
- comes as standard in most width/projection combinations (with some exceptions)
- energy-saving technology
- battery life 2 years
- automatic battery replacement system on registration
- awning remains in place approx. 20 minutes after retraction

Sun, wind & rain sensors



Sun, wind and rain sensors – automatically protect your product and prevent excess heat (optional)

The remote sensors automatically extend the awning when the sun shines and reliably retract it in the wind or rain.



Signature Folding-Arm Awning | Branding

Cover

Logo



Text



Full pattern



Gilding



Valance

Logo



Text



Full pattern


















Gilding





Signature Folding-Arm Awning | Plain Fabric

						
RKS-099 white	RKS-317 haya	RKS-122 seashell	RKS-117 raw	RKS-415 marble	RKS-217 ivory	RKS-220 argent
						
RKS-148 desert	RKS-115 cream	RKS-121 wheat	RKS-779 beige tweed	RKS-180 sand	RKS-145 tenerife	RKS-222 oak buff
						
RKS-133 cinnamon	RKS-126 linen	RKS-107 champagne	RKS-108 vanilla	RKS-113 cava	RKS-119 duna	RKS-100 beige
						
RKS-178 toast	RKS-139 heather beige	RKS-143 hemp beige	RKS-775 linen tweed	RKS-188 lemon	RKS-237 pineapple	RKS-239 yellow tweed
						
RKS-554 yellow	RKS-240 honey	RKS-149 corn	RKS-111 camel	RKS-158 ochre	RKS-101 mandarin	RKS-567 orange
						
RKS-185 pumpkin	RKS-106 Flamingo	RKS-241 Phoenix	RKS-105 salmon	RKS-176 red	RKS-182 vermillion	RKS-177 burgundy
						
RKS-104 chestnut	RKS-195 cacao	RKS-243 tapenade	RKS-244 dun	RKS-156 brown	RKS-181 coffee	RKS-165 mauve
						
RKS-110 lily	RKS-171 turquoise	RKS-193 light blue	RKS-229 sapphire	RKS-169 steel blue	RKS-172 blue	RKS-232 denim
						
RKS-173 dark blue	RKS-236 jeans	RKS-170 admiral blue	RKS-199 atlantic blue	RKS-174 navy blue	RKS-175 captain navy	RKS-189 lime



Signature Folding-Arm Awning | Plain Fabric

						
RKS-160 pistachio	RKS-187 jade	RKS-162 khaki	RKS-142 emerald	RKS-163 green	RKS-248 hunter	RKS-102 forest green
						
RKS-114 pearl	RKS-197 lead tweed	RKS-112 graphite	RKS-186 silver	RKS-196 titanium	RKS-123 argenta grey	RKS-138 cadet grey
						
RKS-161 grey	RKS-224 dun grey	RKS-152 taupe	RKS-127 moonrock	RKS-194 ash	RKS-776 taupe tweed	RKS-198 nickel
						
RKS-774 smoke tweed	RKS-164 charcoal grey	RKS-770 charcoal tweed	RKS-150 dark grey	RKS-103 black		



Signature Folding-Arm Awning | Striped Fabric



RKS-017 white black



RKS-252 vanilla beige



RKS-058 ochre brown



RKS-166 foix



RKS-061 white grey



RKS-223 perelló



RKS-055 white yellow



RKS-014 white green



RKS-056 white brown



RKS-630 zaidin



RKS-012 white red



RKS-144 maella



RKS-206 cabanes



RKS-211 falset

















































RKS-016 white blue

Other combinations of colours also available



Signature Folding-Arm Awning | Metalwork

Standard frame colours

								
9016	9010	9006	9001	1015	1014	1002	1003	1023
								
1034	2000	2011	2002	3002	3004	3007	4005	4006
								
5005	5009	5022	5014	5024	5021	6011	6005	6009
								
6012	7015	7016	7021	7030	7032	7040	7319	7035
								
7039	9007	8001	8003	8014	8016	8017	8019	8022
								
8077	9005							

Please note, frames can be powdercoated to any RAL colour, however there is a surcharge for any non-standard colour.

As a result of the ban on the use of heavy metals in powder coatings, paint manufacturers can no longer guarantee colour stability despite making every effort to do so. It therefore cannot be excluded that colours in general may fade with time. For technical reasons, the colour may appear different when printed.



